



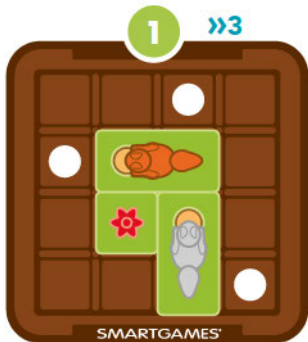
GAME RULES

The object of "Squirrels Go Nuts" is to slide the pieces around the gameboard so that all nuts are dropped into the holes.

Before you start: Pay attention to the orientation of the game board, so that the holes are in the positions shown in the challenge. A quick tip: if you place the gameboard on top of the transparent lid you can prevent losing nuts!

- 1** Place the puzzle pieces with squirrels on the game board as indicated:
 - Easy challenges use only 2 or 3 squirrels. More advanced challenges will use all 4 squirrels.
 - Place an nut in front of every squirrel.
 - Some challenges will also feature the square puzzle piece with the red flower. This is a stationary obstacle and cannot be moved.
- 2** Slide the squirrels horizontally and vertically around the gameboard:
 - The feet underneath the puzzle pieces should always stay inside the grooves of the gameboard.
 - The puzzle piece with the red flower cannot be moved and will always cover one of the holes.
 - Every hole can only contain 1 nut. Once a hole is filled, other squirrels can pass over this hole safely without losing their nut.
 - Avoid dropping your nuts too early in the wrong hole! Some holes can only be filled by squirrels in a specific orientation.
 - If you need to redo a move (or re-start a challenge), just lift up the game board to pick up the nuts that were already dropped in holes.
- 3** The shortest solution is offered at the end of the challenge booklet.

**WARNING: CHOKING HAZARD - Toy contains small parts and a marble.
Not for children under 3 years.**





9

»8



10

»8



11

»9



12

»17



13 »13



14 »11



15 »17



16 »16



17 »13



18 »20



19 »16



20 »22





25

»12



26

»18



27

»31



28

»15





33

»22



34

»28



35

»26



36

»25







45

»22



SMARTGAMES®

46


»30



SMARTGAMES®

47

»36



SMARTGAMES®

48

»38



SMARTGAMES®



49 »33



50 »46



51 »28



52 »40



53

»33



54

»39



55

»40



56

»41



57 »43



58 »46



59 »50



60 »58



SOLUTIONS

1



2



3



4



5



6





7

8


9

10

11

12

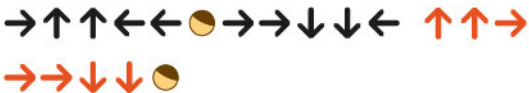
13



14



15




16



17



18




25



26




27



28

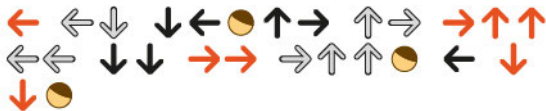


29

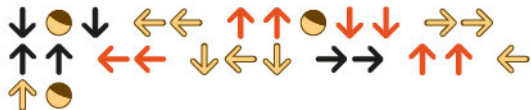


30

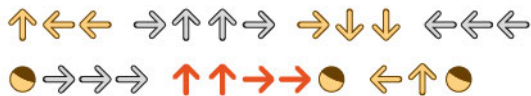





31



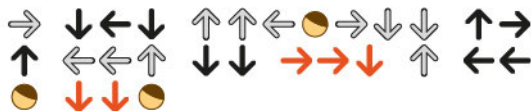
32




33



34

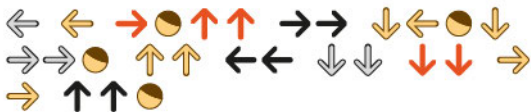


35

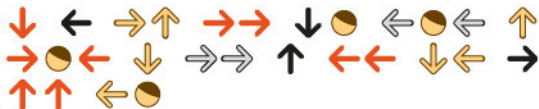


36

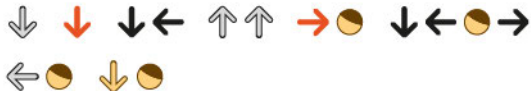
37



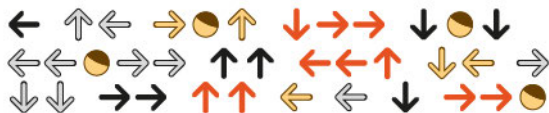
38



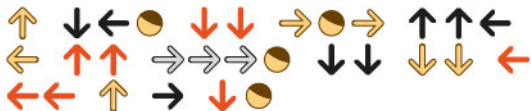
39




40

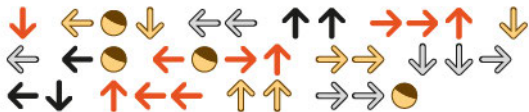


41




42

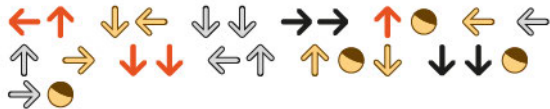




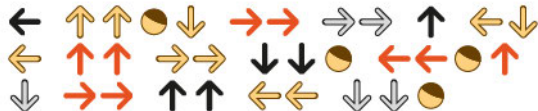
43



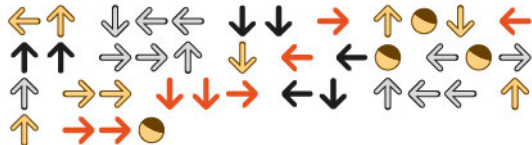
44



45



46



47

48



↓ ● ← ← ↓ ↓ → → ● ← ↑ →
 ↑ → ↑ ← ← ↓ ↓ → ↑ ● ↓ →
 ← ↑ ↑ → ↓ ↓ ↓ ← ↓ ← ↑
 → → ↓ ← → ↑ ●

49



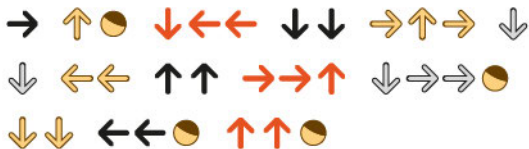
← ↑ ↑ ● ← ← ● → ↓ ↓ → →
 ↑ ↑ → ↓ ← ← ↑ ← ← ↓ ↓
 → → ↓ ↑ → ← ↑ ↑ ← ← ● ↓
 ↓ ●

50

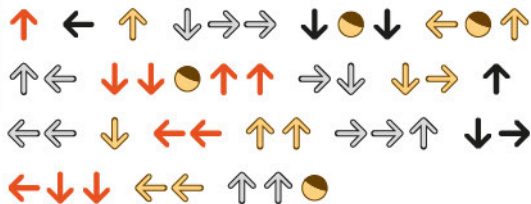


← ● ← ↓ ↓ ● ← → ↑ ← ↓ ↓
 → ● → ↑ ↑ → ↓ ← ← ↑ → ←
 ↓ ↓ → → ↓ ↑ ← ↑ ↑ → ↓ ←
 ← ↓ ↓ → → ↑ ↑ ← ↑ ↓ → →
 ↑ ●

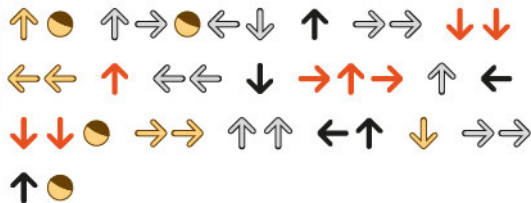
51



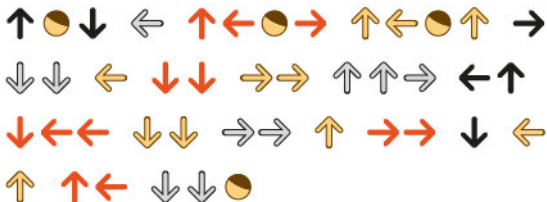
52



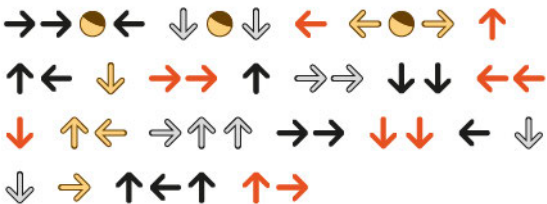
53



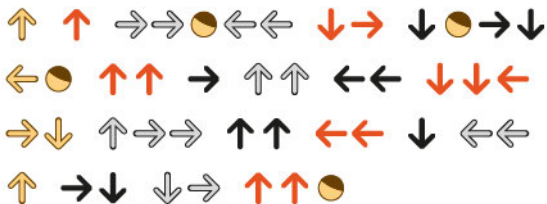
54

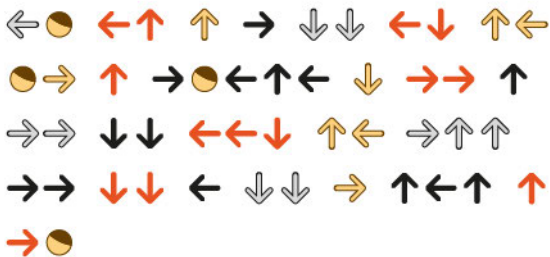
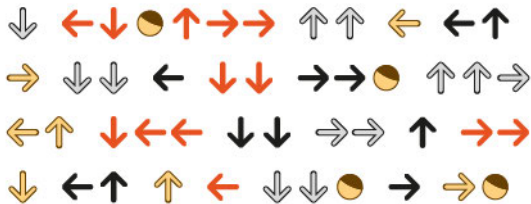


55

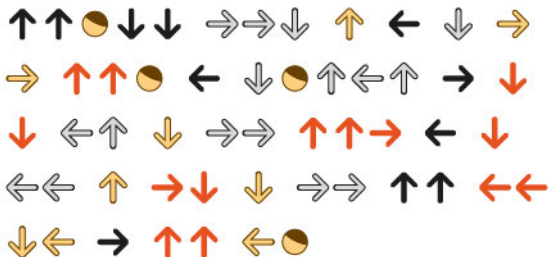


56

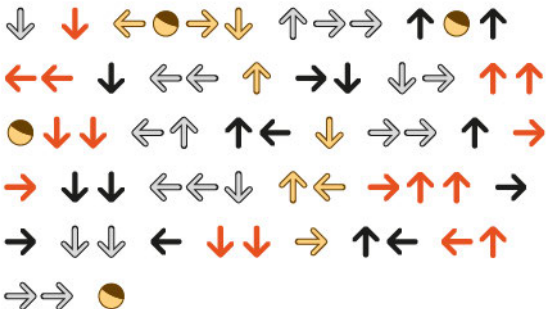




59



60



After playing: You can store all the nuts inside the included transparent bag, which can be placed together with the puzzle pieces and challenge booklet on top of the game board and covered by the transparent lid. Without the bag, the nuts can fall through the holes inside the game board and could get lost. There is 1 spare nut included with every game ...but not a second!

PARTS CODES



SG 425-B



SG 425-C



SG 425-A



SG 425-D



SG 425-E



SG 425-F



©2017 Concept, game design & artwork:
SMART - Belgium. All rights reserved.

Designer: Raf Peeters

Original product name:
Squirrels Go Nuts!

Neerveld 14, B-2550 Kontich, Belgium
info@smart.be www.SmartGames.eu

dd 20190320B Made in China



5 414301 521136